

TERMINATIONS

SMA, up to 26.5 GHz, 1 Watt

SPECIFICATIONS:

Models: TSXXXM, TSXXXMC, TSXXXF, TSXXXFC

RoHS
Compliant

AEROFLEX
A passion for performance.

Electrical:

Frequency Range _____ DC - 26.5 GHz
Standard Freq. Values _____ 6, 12.4, 18 & 26.5 GHz
VSWR

DC - 4 GHz _____ 1.05:1 Max.
4 - 8 GHz _____ 1.10:1 Max.
8 - 12.4 GHz _____ 1.15:1 Max.
12.4 - 18 GHz _____ 1.20:1 Max.
18 - 26.5 GHz _____ 1.35:1 Max.

Impedance _____ 50 Ohms
Input Power _____ 1 Watt Avg. @ +25°C

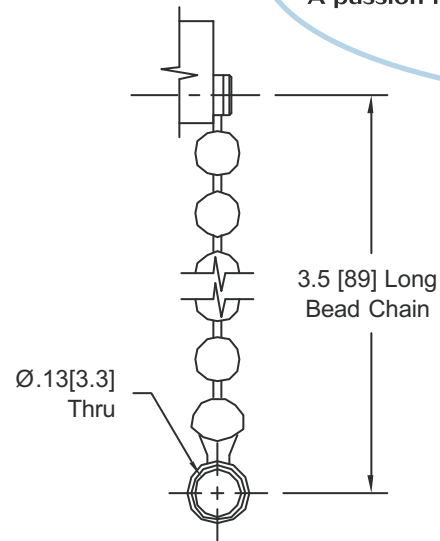
Peak Power _____ 1kW Max.
(5uSec Pulse, .05% Duty Cycle)
Derated Linearly to 0 Watts @ +125°C

Temperature Coefficient _____ ±250 ppm/°C
Operating Temp Range _____ -65°C to +125°C

Mechanical:

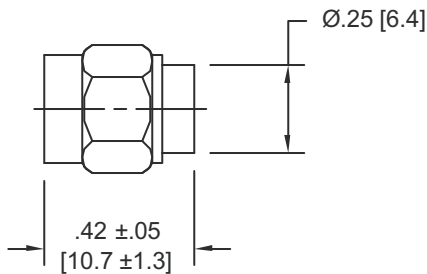
SMA Connectors _____ Passivated Stainless Steel**
Mates with MIL-STD-348
Conductors _____ Gold Plated Beryllium Copper
Bead Chain _____ Passivated Stainless Steel

** For Gold Plated Connectors add /AU to the Model Number

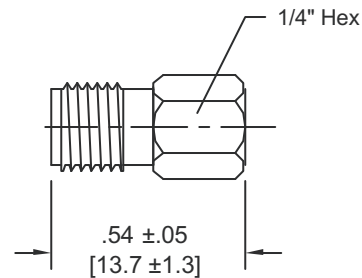


CHAIN DETAIL

Model Number: **TSXXXM**
SMA Male Connector



Model Number: **TSXXXF**
SMA Female Connector



HOW TO ORDER:

Model Number: **TSXXXYZ/FF**

Frequency Range

060 = DC - 6 GHz
120 = DC - 12.4 GHz
180 = DC - 18 GHz
260 = DC - 26.5 GHz

— Finish

= Passivated Connectors
/AU = Gold Plated Connectors

— Style

= No Chain
C = Chain Included

Connector Configuration

M = Male
F = Female

Ordering Examples:

Model Number: **TS180MC**
DC - 18 GHz; SMA Male; Chain Included

Model Number: **TS060F/AU**
DC - 6 GHz; SMA Female; No Chain; Gold Plate

Model Number: **TS260M**
DC - 26.5 GHz; SMA Male; No Chain

Note: Dimensions in Brackets are Expressed in Millimeters and are for Reference Only.

TS260: REV J

AEROFLEX
INMET

Aeroflex / Inmet, Inc. • 300 Dino Drive, Ann Arbor, MI 48103 • U.S.A.
888-244-6638 or 734-426-5553 • FAX: 734-426-5557
www.aeroflex-inmet.com • inmet-sales@eroflex.com