

ADAPTERS, BETWEEN SERIES

Type N / 2.9mm, DC - 18 GHz, PRECISION

SPECIFICATIONS:

Models: 5166, 5167, 5168, 5169

RoHS
Compliant

AEROFLEX
A passion for performance.

Electrical:

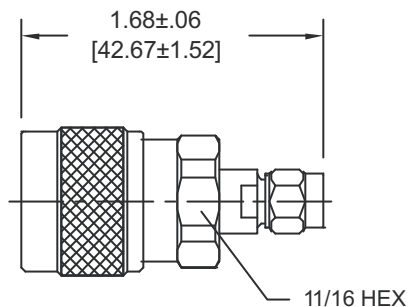
Frequency Range _____ DC - 18 GHz
VSWR _____ 1.15:1 Max.
Impedance _____ 50 Ohms
Operating Temp. Range _____ -65°C to +125°C

Mechanical:

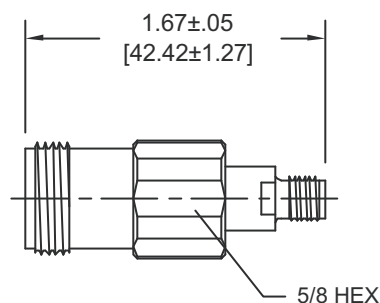
Type N Connectors _____ Passivated Stainless Steel
Mates with MIL-STD-348
2.9mm Connectors _____ Passivated Stainless Steel
Mates both Mechanically and Electrically with
SMA, K* & 3.5mm Series Connectors
Conductors _____ Gold Plated Beryllium Copper
or Phosphor Bronze

* K is a Trademark of Anritsu Corp.

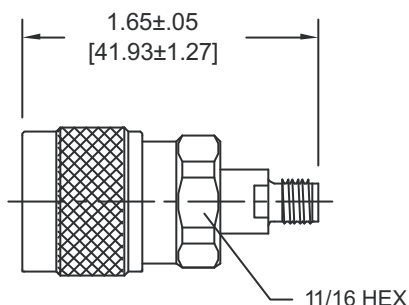
Model Number: **5166**
Type N Male / 2.9mm Male



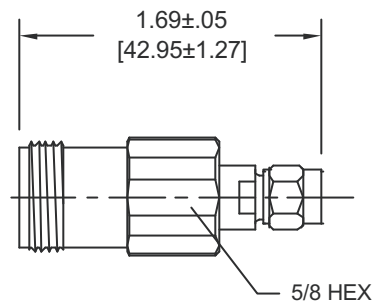
Model Number: **5167**
Type N Female / 2.9mm Female



Model Number: **5168**
Type N Male / 2.9mm Female



Model Number: **5169**
Type N Female / 2.9mm Male



Note: Dimensions in Brackets are Expressed in Millimeters and are for Reference Only.
Units that offer very low return loss (VSWR) are also available

5166: REV -

AEROFLEX
INMET

Aeroflex / Inmet, Inc. • 300 Dino Drive, Ann Arbor, MI 48103 • U.S.A.
888-244-6638 or 734-426-5553 • FAX: 734-426-5557
www.aeroflex-inmet.com • inmet-sales@eroflex.com