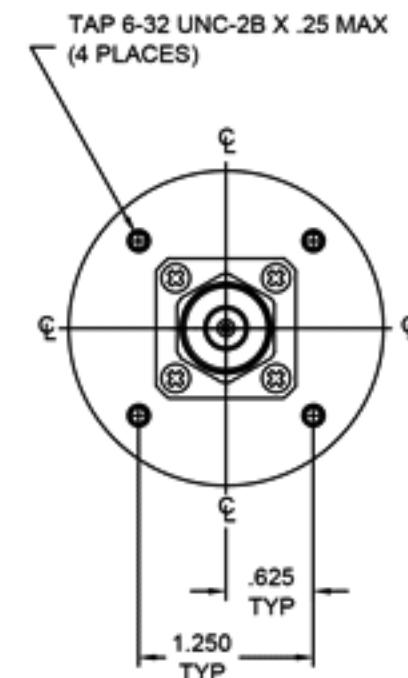
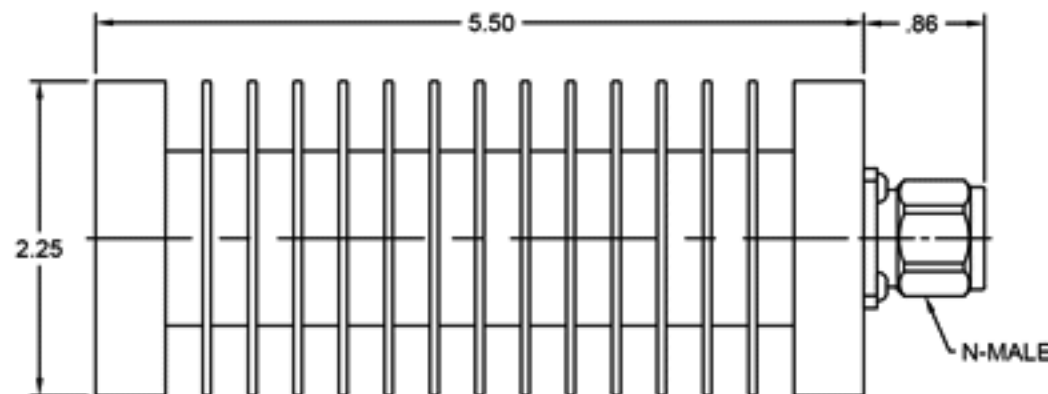
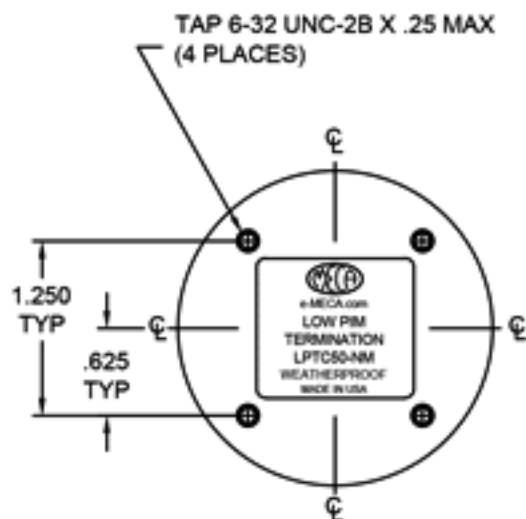


ELECTRICAL SPECIFICATIONS

FREQUENCY RANGE (GHz):	0.698 - 2.700
IMPEDANCE (NOMINAL):	50 Ohms
VSWR: INPUT:	1.10:1 TYP/1.20:1 MAX
POWER: (AVG):	50 WATTS
(PEAK):	2.5 KWATTS
PASSIVE INTERMODULATION DISTORTION:	LESS THAN -155 dBc, -160 dBc TYPICAL WITH 2 x 20 WATT TONES

MECHANICAL SPECIFICATIONS

CONNECTOR BODY:	BRASS, ALBALOY PLATE
CONNECTOR PINS:	BERYLLIUM COPPER, SILVER PLATE
HOUSING:	ALUMINUM, BLACK ANODIZE
O-RING:	SILICONE RUBBER
INGRESS PROTECTION:	IP 67
INSULATORS:	PTFE, VIRGIN ELECTRICAL GRADE
TEMPERATURE:	-55°C TO +85°C
WEIGHT (NOMINAL):	1.22 lb



This document gives only a description of the product(s) and shall not form part of any contract. Please contact a MECA Applications Engineer for the most current specification drawing.

MATERIAL: SEE ABOVE		UNLESS OTHERWISE SPECIFIED, DIMENSIONS ARE IN INCHES			ELECTRONICS, INC. DENVER, NEW JERSEY e-MECA.com	
FINISH: SEE ABOVE		TOLERANCES 2 PLACES: ±.02 3 PLACES: ±.010 ANGLES: N/A			TITLE LOW PIM TERMINATION, 50 WATTS, N-MALE, WEATHERPROOF	
DRAWN:	DATE:	TIR: N/A		CAGE CODE NO. 22424	DRAWING NO. LPTC50-NM	
APPROVED:	DATE:	SCALE: NTS	SIZE A			
		SHEET: 1 OF 1				

LTR	PG	DESCRIPTION	DATE	DR	APP