

Probe DATASHEET



GSSG 100Ω, 2.92mm Connector,
DC-40GHz,150μm

GPB40-GSSG-150

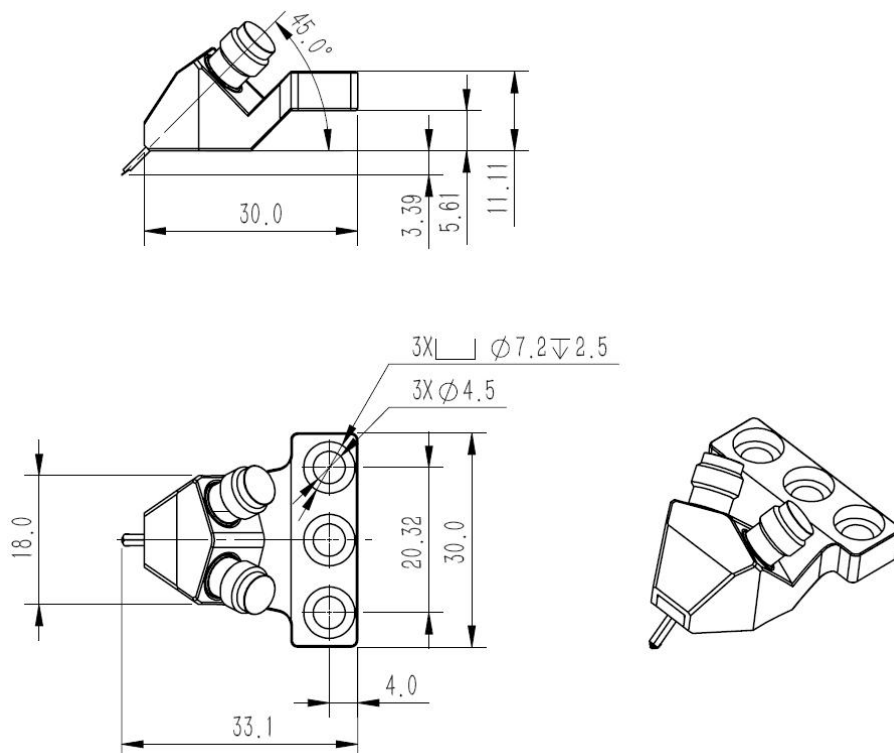
Electrical Specifications

Frequency Range (GHz)	DC ~ 40
Impedance (Ω)	100
Insertion Loss (dB)	<0.8
Return Loss (dB)	>14
Tip Configuration	GSSG
Pitch (μm)	150
Tip Width (μm)	30
Overtravel (μm)	20-60
Skating Distance (μm)	10-30

Mechanical Specifications

Connector Type	2.92mm Female
Operating Temperature	-40°C~+175°C
Tip Material	Nickel Alloy

Outline Drawing



Dimensions are in mm

Probe DATASHEET

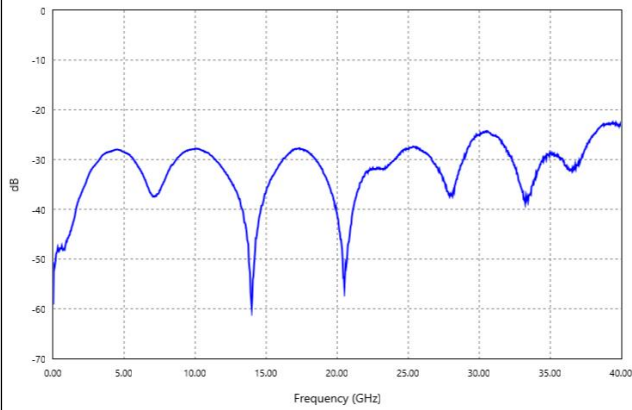


GSSG 100Ω, 2.92mm Connector,
DC-40GHz,150μm

GPB40-GSSG-150

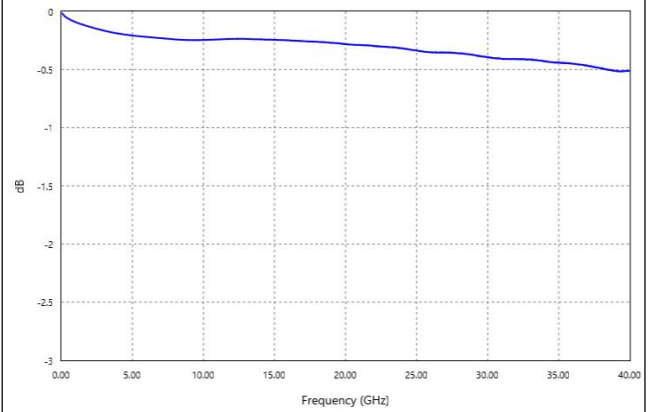
Test data

Sdd11 FORWARD REFLECTION



Minimum return loss for this probe is -21.26dB

Sdd21 FORWARD TRANSMISSION



Maximum insertion loss for this probe is -0.56dB